

MIG type



“ Maightly Blader ”



“Mighty Blader”



■ MIG Face Mill Type

- 4 corners per insert.
- Presetable for shoulder and face finishing operations.
- H.S.S. Tin coated seat.

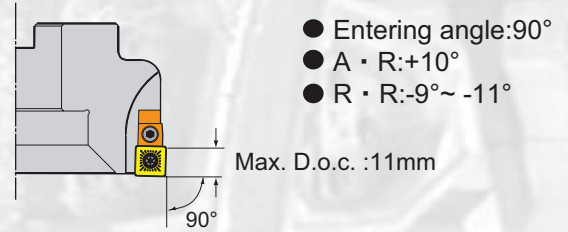


Fig.1

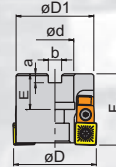


Fig.2

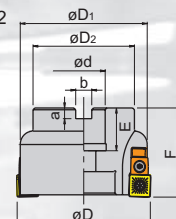


Fig.3

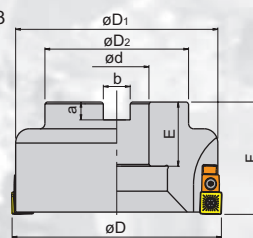
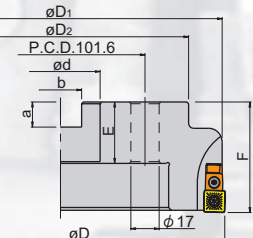


Fig.4



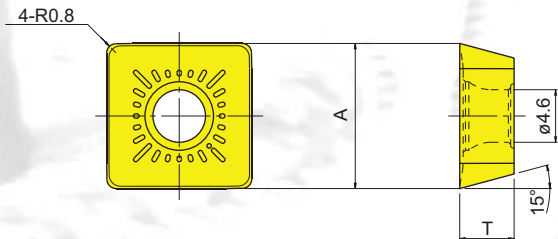
■ Body

Cat. No.	Stock	No. of inserts	Dimensions (mm)								Fig.	Weight (kg)
			ϕD	ϕD_1	ϕD_2	F	ϕd	a	b	E		
MIG-04050-22R	●	4	50	46	-	40	22.0	6.3	10.4	20	1	0.4
MIG-05063-22R	●	5	63	58.5	44	45	22.0	6.3	10.4	20	2	0.8
MIG-06080-27R	●	6	80	75	60	50	27.0	6.0	12.4	24	2	1.3
MIG-08100-32R	●	8	100	95	70	50	32.0	8.0	14.4	32	3	2.0
MIG-10125-40R	●	10	125	120	85	63	40.0	10.0	16.4	36	3	3.8
MIG-12160-40R	●	12	160	155	120	63	40.0	11.0	16.4	37	3	6.2
MIG-12200-60R	●	12	200	194	154	63	60.0	14.3	25.4	35	4	9.7

● Stock in Japan

“ Mighty Blader ”





■ MIG Inserts

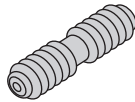
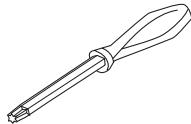


Cat.No.	Coated		Dimensions (mm)			
	JC8015	JC5040	A	T		
SDMT1204PDER	●	●	12.7	4.76		

● New product on request

■ Parts


Clamp screw / Torque	Seat	Seat bolt	Rest button
			
ESW-412 (3.1 N-m)	BSV43S-1	M4 x 0.7 x 10	RB-14

Wedge screw	Wrench
	
LS-113	A-I5SD

■ Recommended Cutting Conditions for Mighty Blader

Material group	Hardness (HB)	Typical groups	Grade	Cutting speed Vc (m/min)	feed fz (mm/th)
Low carbon steel	125 - 180	C15, ST137, 1.0401	JC5040	100 ~ 250	01 ~ 0.2
Low alloy steel	170 - 220	CK45, 1.1231, 16MnCr5	JC5040	100 ~ 250	01 ~ 0.2
High alloy steel	200 - 260	X20Cr13, 1.4923	JC5040	80 ~ 200	01 ~ 0.2
Tool & Die steel	280 - 370	1.2379, 1.2311	JC5040	80 ~ 180	01 ~ 0.2
Stainless steel	150 - 270	1.4404, 316, 321	JC5040	100 ~ 250	01 ~ 0.2
Grey cast iron	200 - 250	GG25, GRADE220	JC5040	100 ~ 250	01 ~ 0.2
S.G. iron	180 - 250	GGG60, SNG600/3	JC5040	100 ~ 250	01 ~ 0.2

TOOLING BY



“ ISO & Dijet Milling Inserts ”